

How to Separate and Dispose of Household Waste

As of April 1st, 2019

<English>

For more information

○Kankyo-Suishin Ka, Honjo City Office

☎0495-25-1172

○Kankyo-Sangyo Ka, Kodama Branch Office

☎0495-72-1334

Rules for garbage collection

- ①Please take out your waste at the designated collecting station in your living area. As residents in the neighborhood take care of it, be careful not to bother neighboring residents by following the rules and keeping it clean.
- ②Please take out designated items on the designated day.
- ③Please place your waste no later than the designated time in the morning on the collection day
(By 8:30a.m. in the Honjo area and by 8:00a.m. in the Kodama area).
- ④Please do not fail to use authorized garbage bags common to Kodama-gun and Honjo-shi when you place burnable and unburnable waste (Authorized bags can be purchased at any supermarkets or convenience stores in Honjo-shi).



○Items collected at the collecting station

(Burnable waste twice a week, Unburnable waste twice a month, Hazardous waste 6 times a year)

《See P.5 for Collection Days》





















[Note] ・ Items too big for the authorized bags are regarded as bulky waste. (→See P.4 "Bulky Waste")

- ・ Fire extinguishers, gas cylinders, tires of cars or motorcycles, batteries, concrete blocks, chemicals are not collected. Ask stores or dealers for disposal.
- ・ Televisions, air-conditioners, washing machines, clothes-dryers, refrigerators, freezers, PC are not collected. (See P.3 "Specific Household Appliances", "Used Small Electric Appliances")

Sort	Major Items (Example)	Instructions
Burnable Waste	<p>Kitchen garbage </p> <p>Paper trash (unrecyclables) </p> <p>Leather items </p> <p>Disposable diapers Excretion should be flushed in the toilet. </p> <p>Woods Branches, weeds </p> <p>Vinyl products </p> <p>Form polystyrene, ice pack, disposable heating pads, desiccant </p> <p>Plastic items </p> <p>Clothes (unrecyclables) </p> <p>Rubber items </p> <p>Disposable lighter (Let all the gas out.) </p>	<p>・ Place waste in the authorized garbage bags common to Kodama-gun and Honjo-shi.</p> <p> <ul style="list-style-type: none"> ・ About 80% of kitchen garbage is said to be water. If you drain them well by squeezing or leaving for a while, they will be lightened and less smelly. </p> <p>・ Place twigs and weeds in the authorized bag after removing dirt and drying up. <ul style="list-style-type: none"> ● Length of twigs...Cut them into the length which can be held in the bag. ● Thickness of wood...Split if larger than 25cm in diameter. If it is difficult to pack them in the authorized bag, dump as bulky waste.(→P.4) </p>
Unburnable Waste	<p>Metal products (Pots, frying pans, etc.) </p> <p>Glasses (except recyclable waste) </p> <p>Tablewares </p> <p>Mirrors </p> <p>Light bulbs (no mercury contained) </p> <p>Cutleries </p>	<p>・ Place waste in the authorized garbage bags common to Kodama-gun and Honjo-shi.</p> <p> <ul style="list-style-type: none"> ・ Edges of knives should be fully covered by paper. </p>
Hazardous Waste	<p>Batteries </p> <p>Mercurial items (fluorescent light bulbs, bulbs, thermometers, manometers) </p>	<p>・ No authorized garbage bag for hazardous waste. Put waste in the original packages.</p> <p>・ Put fluorescent lamps and thermometers in the original packages or wrap them by paper and then put those in bags.</p>

○Recyclable Waste (once a month in Honjo area, twice a month in Kodama area) 《collection days are on P.5》

【Notes】●Collecting stations for recyclable waste are not always the same as those for burnable waste. Inquire the schedule from residents' association.
●Place waste separately in the collection boxes at the collection sites.

Place waste separately in the collection boxes at the collection sites.				
Type	Major Items (Example)	Instructions	Collection box	Note
PET bottles	 Items with this mark Beverage, alcohol, soy sauce etc. 	Take off caps. Peel off a label , and place it as "burnable waste". 		• Rinse off lightly and place.  
Cans	For beverage  cans with these marks Bottle & beverage 	Take caps off bottle cans and place them as "general cans". 		• When heavily-dirty, place PET bottles as "burnable waste", cans and bottles as "unburnable waste".
	general cans Cans other than those for "beverages" • Cans for food or confectionary • Spray cans • Caps from bottle cans etc. 	Place spray cans after using up and piercing it well-ventilated outdoors where no fire exists. 		• Place rusty cans and broken bottles as "unburnablewaste". • Take away the bags which you used to carry recyclable waste to the collecting station.
Bottles	Returnable bottle Beer bottles Issho-bin bottles Shochu bottles 	Take off caps. Place plastic caps as "burnable waste". 		
	Others Other than returnable bottles • Dressing bottles • Jam containers • Energy drink bottles etc. 	Place aluminum or steel caps as "general cans". 		

◆You can place recyclable waste anytime within facilities' opening hours as shown below.

Collecting Place Items	Honjo Region										Kodama Region			
	City Office	Hanipon Plaza	Honjo Kominkan	Honjo Higashi Kominkan	Honjo Nishi Kominkan	Honjo Minami Kominkan	Fujita Kominkan	Nitte Kominkan	Asahi Kominkan	Kitaizumi Kominkan	Asupia Kodama	Serudi	Bunkazai seirishitsu	Kyowa Kominkan
PET bottles	○	○	○	○	○	○	○	○	○	○	○	○	○	○
Beverage cans	○	○	○	○	○	○	○	○	○	○	○	○	○	○
Bottles/general cans	○	○	○	○	○	○	○	○	○	○	○	○	○	○
Milk cartons	○	○	○	○	○	○	○	○	○	○	○	○	○	○
Used cooking oil	○	○	○	○	○	○	○	○	○	○	○	○	○	○
Dry batteries	○	○	○	○	○	○	○	○	○	○	○	○	○	○

【Notes】

- ・As opening hours of each facility are different, please pay attention when placing.
- ・You cannot place fluorescent light bulbs. Place them as "hazardous waste" on designated days.
- ・Place milk cartons after washing well and drying.



【About used cooking oil】

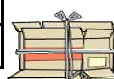
- ・Only vegetable oil is collected. Animal fat and mineral oil are not collectable.
- ・Place it in an empty PET bottle, screw cap tightly and place it in a collection box.

○Papers, Clothes & Metals

Please cooperate with PTA or children's association for group resource collection.(Collectable items differ among organizations.)

Yearly waste collection schedule is available in May Edition of Public Newsletter Honjo or Honjo-shi Website.

Type	Main items (Examples)	Instructions	Not collectable(Examples)
Papers	Newspaper (including fliers), magazines, cardboard, milk cartons, mixed paper (Paperbags/boxes, wrapping paper etc.)	Bind with strings item by item. For milk cartons : Wash lightly and unfold.	Thermo-sensitive paper, oilpaper, carbon paper, photos, press bonding postcards. etc.
Cloths	Clothing	Wash and place in a bag not to be soiled.	Towels, sheets, blankets, others
Metals	Beverage cans (Aluminum, steel)	Rinse lightly and place in a bag.	Metals other than beverage cans



◆Items are collected every month as listed below.

(The collection schedule available monthly in ECO Guide of City's Newsletter)








	Collection place	Collecting day	Time	Collectable items
Honjo Region	Parking lot of Honjo Minami Kominkan	Every month 2nd Saturday	9a.m.-11a.m.	Papers, Cloths, Metals
	Parking lot of Honjo City Office	Every month 3rd Sunday	9a.m.-11a.m. 1p.m.-3p.m.	Papers, Metals
Kodama region	Parking lot of Asupia Kodama	Every month 1st Sunday	9a.m.-11a.m.	Papers, Metals












※Schedule may be changed because of the weather etc.

○**Specific Household Appliances** (are obliged to be recycled under "Home Appliance Recycling Law")

For more details, check on the website (<http://www.rkc.aeha.or.jp>) or call 0120-319640

Items	Television sets (Braun tube, liquid crystal, plasma) 	 Air conditioners	Washing machines  	 Clothes dryers	Refrigerators 	 Freezers
	Ask stores			Ask authorized agencies		
How to collect	<ul style="list-style-type: none"> • Ask for collection to stores you bought items from in the past, or you purchase items to replace. • When stores collect items, you'll be charged recycle and transportation fees. • Ask stores about fees. 			<ul style="list-style-type: none"> • Ask for collection to Honjo-shi authorized general waste management service agencies who are permitted to collect specific household appliances. To search permitted agencies, check the list on the Honjo-shi Website. • Please make contact with each agency for inquiry and application. 		
	Take items to the designated collection place in person			Ask city office		
	<ul style="list-style-type: none"> • Purchase recycle tickets at post offices or Japan Post Banks and take items to the designated collection place. • If you take items yourself, you don't need to pay transportation fees. <p><Designated Collection Place> Kanto Seino Un'yu Corp. Honjo Branch 166-1 Unomori, Honjo-shi (Phone 0495-21-3311)</p>			<ul style="list-style-type: none"> • As transportation fees 50yen per 1kg is charged, check the weight of items or name of the manufacturer, product number, size in advance. • Purchase recycle tickets at post offices or Japan Post Banks first, and apply for collection to Kankyo-Suishin ka (City Office 4F) or Kankyo-Sangyo ka (Kodama Branch Office 2F) in exchange for the tickets. (No phone application is available) • Please refer to bulky waste request collection for collection days and deadline for application. (→P.4) 		

○Used Small Electronic Appliances

Collectable items	<div><div>Telephone (Home, Cellular, PHS) </div><div>Camera (Digital, Film, Video, etc.) </div><div>Image player (DVD, BD, etc.) </div><div>Music player (Digital, MD, CD, etc.) </div><div>Electronic watch </div></div>					
	<div><div>PC (Laptop, Desktop, etc.) </div><div>Video game equipment (Stationary, Portable, Controller, etc.) </div><div>Hair dryer </div><div>Other electronic appliances<ul style="list-style-type: none">• Remote Control• Radio• Electronic dictionary• Electric shaver• Electronic clinical thermometer• Electronic manometer</div></div>					
How to collect	Parcel collection	Honjo-shi concludes a cooperative agreement with Renet Japan, and collects wastes using parcel delivery services.				
		Procedure	Make an appointment with Renet Japan online, then delivery company comes to collect items on the requested date.			
		Costs	¥1500 (before tax)/box If one collection includes a main computer unit, one box is collected for free.			
		Others	<ul style="list-style-type: none">• Box size : The total of length, width, and height should be less than 140cm and the weight should be under 20kg.• Refer to the ReNet Japan website for details of how to make an appointment and use the services. URL http://www.renet.jp/			
	Box collection	<p>Collection boxes (slot size: 30cm x15cm) are located at Kankyo-Suishin Ka (City Office 4F) and Kankyo-Sangyo Ka (Kodama Branch Office 2F); use those while the City Office is open.</p> <ul style="list-style-type: none">• For waste larger than the slot size, utilize parcel collection or event collection (twice a year).• Remove dry batteries and batteries. (Dry batteries go to hazardous wastes. Batteries should be collected by cooperative agents which you can search Website of JBRC at http://www.jbrc.com/recycle/kensaku.html• PC with "PC Recycle Mark" stickers can be disposed of by asking manufacturers.				
<div><div>[Notes]<ul style="list-style-type: none">• Items specified under "Home Appliance Recycling Law"(TV set, air-conditioner, washing machine, clothes dryer, refrigerator, freezer) cannot be collected. (→See "Specific Household Appliances")• Don't fail to delete personal information stored in cellular or PC, etc. on your own responsibility. Also, collected small electric appliances cannot be returned.• Items to be collected are limited to appliances used at home only. (Appliances used for business are not collected.)</div></div>						

○Bulky Waste (You can't put out items too large for the authorized bag at the collecting station.)

Major items

Chair, Sofa

Table

Twigs

Bed

Bedclothes

Chest

Bicycle

Self Carrying in

Please carry into Koyamagawa Clean Center directly.

• Twigs should be cut to shorter than 1m in length, and split if diameter is larger than 25 cm.

• See P.6 for more information such as fees, opening hours, and self carrying in.

Collection date and application closing date

In the Honjo area, collection is done on every Wednesday, closing date is preceding Friday.

In the Kodama area, collection is done on the 2th&4th Wednesday, closing date is preceding Friday.

How to apply

At window

Kankyo-Suishin Ka (City Office 4F) or Kankyo-Sangyo Ka (Kodama Branch Office 2F)

(Except Sat., Sun, National Holidays, and Year End-New Year Holidays)

By phone

●Honjo area : Kankyo-Suishin Ka (Phone 0495-25-1172)

●Kodama area : Kankyo-Sangyo Ka (Phone 0495-72-1334)

※Money collector will visit you at home on Monday or Tuesday preceding the collection date. Make an appointment for the day and time when you are sure you are at home.

Instructions

• Fill in your name on a sticker for bulky waste given when you pay the fee, and put it on the item.

• On the collection day, place items outside of the house by 8:30 a.m. in the Honjo area and by 8:00 a.m. in the Kodama area.

Notes

• The number of collectable items is up to 5 for one collection.

• Collector will not enter any buildings. Place items outside on your premises.

• See P.3 for information for the items specified under Home Appliance Recycling Law such as TV sets, air-conditioners, washing machines, clothes dryers, refrigerators and freezers.

◆ Fees (Fees shown below are examples, if not in the list, make an inquiry.)

Items	Fee	Items	Fee
Carpet (every 1-tatami mat size)	200yen	Bedclothes	200yen
Bicycle (larger than 20-inch) (20-inch and under)	400yen	Fan Heater (Small home appliance)	200yen
	200yen	Microwave oven	300yen
Sofa (1-seater) (2-seater and larger)	500yen	Chair	300yen
	800yen	Legless chair	200yen
Chest etc.(90cm and higher) (below 90cm)	1,000yen	Bed (larger than Semi-double size) (single) (Baby)	500yen
	500yen		300yen
Table (one side is 90cm and longer) (one side is below 90cm)	300yen		200yen
	200yen	Mattress (no springs)	100yen
Book case, shelf etc. (90cm and higher) (below 90cm)	700yen	(with springs)	500yen
	300yen	Twigs (Bundled, less than 1m in length, and less than 25cm in diameter.)	100yen
Tatami mat (1-jo) (Half jo)	300yen		200yen
	200yen	Lighting appliances	200yen

Ask authorized collector for collection

Ask Honjo-shi authorized general waste management service agencies (paid service).

• For inquiry or application for collection, contact each collector or agent.

• A list of authorized collectors and agents is available on the Honjo-shi Website.

○ **Collection Days**

(Please note that collection areas are based on the area of the local residents' association, not on the address.)

◆ **Honjo Area (Take out waste by 8:30 a.m. at the collecting station)**

	Collection area (area of the local residents' association) residents' association (bold letters)／ address indication (small letters)		Burnable waste	Unburnable waste	Hazardous waste	Recyclable waste
Honjo	Miyamoto-cho	Chiyoda 1・2・3・4-chome, Minami 2-chome Maehara 1・2-chome, Kashiwa 1-chome, Sakae 1・2-chome	Monday Thursday	1st&3rd Wednesday	Odd month 4th Wednesday	1st Tuesday
	Izumi-cho	Chiyoda 1・4-chome, Chuo 3-chome, Maehara 1-chome				
	Kamimachi	Chiyoda 1-chome, Chuo 1・3-chome, Ginza 1-chome Minami 1-chome, Maehara 1-chome				
	Nakamachi	Chuo 1・2-chome, Ginza 1・2-chome				
	Teruwaka-cho	Chuo 1・2-chome, Wakaizumi 1・2・3-chome				
	Motomachi	Wakaizumi 1-chome, Chuo 1・2-chome Ginza 1・2・3-chome, Honjo 1・2・3・4-chome				
	Minamimotomachi	Ekinan 1・2-chome, Keyaki 1-chome, Kenpuku 2・3-chome	Tuesday Friday	1st&3rd Monday	Odd month 4th Wednesday	2nd Tuesday
	Shichiken-cho	Ginza 1・3-chome, Minami 1・2-chome, Ekinan 1-chome, Kenpuku 1-chome				
	Suehiro-cho	Minami 2-chome, Kashiwa 2-chome, Ekinan 1-chome Kenpuku 1・2・3・4・5-chome, Midori 1・2-chome				
	Daimachi	Honjo 1・2・3・4-chome, Higashidai 2・3・4・5-chome Hinode 3・4-chome				
	Suwa-cho	Higashidai 2-chome, Hinode 2・3・4-chome, Kotobuki 2・3-chome				
	Asahi-cho	Honjo 2-chome, Higashidai 1-chome, Hinode 1-chome Kotobuki 1-chome, Ekinan 2-chome, Asahi-cho 1・2・3-chome				
Fujita	Unomori (including a part of Kotobuki 3-chome), Hojido Mokusai, Kowaze, Miyado, Hotta, Takise		Monday Thursday	2nd&4th Wednesday	Odd Month 3rd Wednesday	3rd Tuesday
Nitte	Nitte, Shimonitte, Kuguu, Tanaka, Kaminitte					4th Tuesday
Asahi	Miyakojima, Sannodo, Numawada, Arai, Mitomo, Sugiyama Ojima-ken'eijutaku Shimonodo (Shimonodo○○banchi, Shimonodo 1・2・3-chome, Mannenji 1-chome) Mannenji (Shimonodo 3-chome, Mannenji 1・2・3-chome, Ojima ○○banchi)			1st&3rd Wednesday	Odd Month 4th Wednesday	3rd Tuesday
	Ojima	Ojima ○○ banchi, Chiyoda 2-chome Ojima 1・2・3・4・5・6-chome (Except for Ojima-ken'eijutaku)				
	Ojimaminami	Ojimaminami 1・2・3・4-chome	1st&3rd Thursday			
	Honden (Kitabori, Wasedanomori 5-chome) Shindenhara (Kitabori, Wasedanomori 1・2・4・5-chome) Shikinosato (Shikinosato 1・2・3-chome), Kurisaki (Kurisaki, Wasedanomori 5-chome) Nishiikakko (Nishiikakko ○○ banchi, Ikakko 1・2・3-chome), Higashiikakko Kugezuka (Kitabori, Wasedanomori 1・2・3-chome) Higashitomida (Higashitomida, Wasedanomori 1-chome)		Tuesday Friday	2nd&4th Thursday		
Keyaki	Keyaki 1・2・3-chome, Midori 1-chome	2nd&4th Monday				
Akebono	Kashiwa 1・2-chome, Sakae 2・3-chome, Kenpuku 5-chome, Midori 2・3-chome	1st&3rd Monday				
Nishitomida	Sakae 1・2・3-chome, Midori 3-chome, Nishitomida					
Shihoden, Higashiimai, Nishiimai, Kyoei			Monday Thursday	2nd&4th Wednesday	Odd Month 3rd Wednesday	

◆ **Kodama Area (Take out waste by 8:00 a.m. at the collecting station)**

	Collection area (area of the local residents' association) residents' association (bold letters) / address indication (small letters)	Burnable waste	Unburnable waste	Hazardous waste	Recyclable waste
Kodama	Nagahama-cho, Kaji-cho (Kodama-cho hachimanyama)	Tuesday		Even Month 3rd Wednesday	
	Kami-cho, Nakamachi, Shimomachi (Kodama-cho kodama)	Friday			
	Aramachi, Renjaku-cho, Motomachi (Kodama-cho kodama, Kodama-cho kodamaminami 1・2・3・4-chome)				
Kanaya	Daiichi Kanaya (Kodama-cho kanaya, Kodama-cho kodama, Kodama-cho kodamaminami 1・2・3・4-chome) , Daini Kanaya, Daisan Kanaya Nagaoki (Kodama-cho nagaoki, Kodama-cho kodamaminami 1・2-chome) Takayanagi, Iigura, Miyauchi, Shioya, Hokino, Tabata	Monday Thursday	1st&3rd Wednesday	Even Month 1st Wednesday	2nd&4th Wednesday
	Akiyama, Futo (Kodama-cho akiyama) Higashikodaira, Nishikodaira (Kodama-cho kodaira)				
Moto-izumi	Odakami, Odanaka, Odashimo (Kodama-cho oda) Kochi, Inazawa, Genda	Tuesday Friday		Even Month 3rd Wednesday	
	Hirugawa, Shimomashimo, Kodama-cho kyoei, Kamimashimo, Kitabayashi Iriazami, Shimoazami, Takazeki				

○Self Carrying "Household Waste" into Koyamagawa Clean Center

◆"Household Waste" can be carried into Koyamagawa Clean Center **directly**.

- No procedure is needed at the reception of Kankyo-Suishin Ka (City Office), or Kankyo-Sangyo Ka (Kodama Branch Office).
- There is handling fee of 40yen par 10kg for heavy items.
- For items weighting less than 10kg, the handling fee is 40yen.
- You can carry in waste as many times as you like in a day.
- Please cooperate when the reception desk of Koyamagawa Clean Center verifies an address of the person who carry in waste.

• **According to the rules and standards of Koyamagawa Clean Center, there might be items which can't be carried in.**

For more information, contact Koyamagawa Clean Center directly.

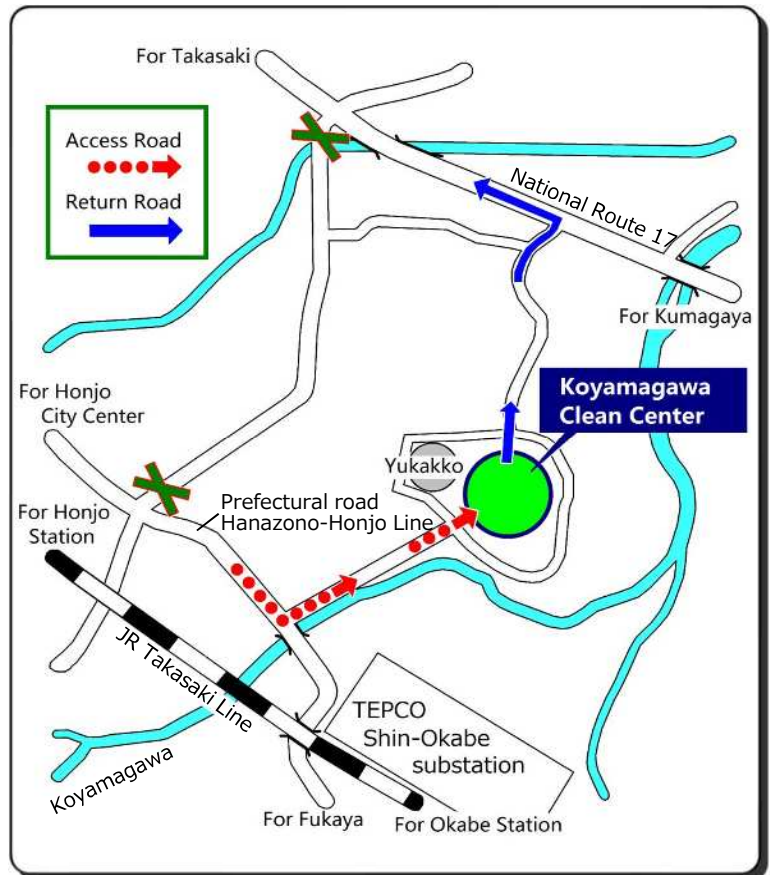
Koyamagawa Clean Center (Waste disposal facility) of Kodamagun-shi Association

Opening days: Mon.-Fri. (incl. national holidays)
(closed during Year End-New Year Holidays)

Opening hours: 8:40 a.m. – 12:00 noon
1:00 p.m. – 4:30 p.m.

Location: 151-1 Higashiikakko, Honjo-shi

TEL: 0495-22-8200



You may be granted a remission of a fee in case of natural disasters, etc. For details, contact Koyamagawa Clean Center.

○Koyamagawa Clean Center does not accept the following wastes. (Honjo-shi does not collect those.)

◆Unacceptable wastes

The following are examples. For details, contact Koyamagawa Clean Center.

- Industrial wastes
- Agricultural machineries (cultivators, threshers, etc.)
- Electrical appliances for business use
- Automobiles, motorcycles (main bodies and parts like tires)
- Concrete blocks, bricks, soil
- Others (fire extinguishers, gas cylinders, pianos, pesticide, etc.)

For the wastes not accepted at Koyamagawa Clean Center, dispose of them in the following ways.

- ① Request the shops where you bought or replaced the products
- ② Request to junkmen.
- ③ Request to wastes disposers.

※For details or costs, contact those operators.

○For business operators (regarding wastes produced by business activities)

Under the laws and regulations, business owners should take responsibility to properly dispose of wastes produced by business activities (business waste) by making an effort to reduce or recycle them.

However, please pay attention to "industrial wastes" among business wastes should be dealt with in different ways from those written below.

How to deal with (general) business wastes

①Carry into Koyamagawa Clean Center in person.

- Disposal Charge...200yen / 10kg
- Opening hours...Mon.-Fri.
(Except year-end & new year holidays)
8:40a.m.-12:00noon & 1:00p.m.-4:30 p.m.

②Ask Honjo-shi authorized general waste management service agencies for collection.

- For more information, contact each collector or agent.
- A list of authorized collectors and agents is available on the Honjo-shi Website.


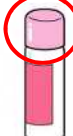
The New Way of putting out spray cans !



The way how to put out spray cans will change as from April 1, 2021 to ensure the safety of citizens, waste collectors and disposal workers. Thank you for your understanding and cooperation for this new way of disposal.

Until March 31, 2021	Collection at Point for Recyclable Waste
	Collection Day : (Honjo area) Once a month (Kodama area) Two times a month
<ul style="list-style-type: none"> After using up, make a hole on a spray can in the open air away from fire, and put it out. Dispose of spray cans in the "other cans" (orange basket) at the recyclable waste collection point. 	



<u>As From April 1, 2021</u>	Collection at Point for Burnable & Non-Burnable
	Collection Day : (All areas) Once a Month * New collection date for spray cans only (See the back side for your area's collection day)
<ul style="list-style-type: none"> <u>After using up,</u> <u>put it in a transparent or a translucent bag,</u> <u>without making a hole on it.</u> <u>Then, put it out to the Burnable & Non-Burnable collection point</u> <p>(Note) We will not collect spray cans at recyclable waste collection point.</p> <p>Regarding the recyclable waste collection at public facilities, we will continue to collect spray cans as "other cans".</p>	
<div> <div>  <p>Nozzle</p> </div> <div>  <p>Cap</p> </div> </div> <p>Please dispose plastic caps as burnable waste, metal caps as non-burnable waste. Nozzles do not need to be removed.</p>	



○ Spray Can Collection Day

(Note: Each collection area is divided by the residents' association area, not the address.)

◆ Honjo area (Put it out to the collection point by **8:30 am**)

	Collection area (by residents' association) Residents' association name (bold) / residential address (fine)		Spray can
Honjo	Miyamoto-cho	Chiyoda1/2/3/4-chome, Minami 2-chome Maehara 1/2-chome, Kashiwa 1-chome, Sakae 1/2-chome	Second Wednesday
	Izumi-cho	Chiyoda 1/4-chome, Chuo 3-chome, Maehara 1-chome	
	Kami-machi	Chiyoda 1-chome, Chuo 1/3 chome, Ginza 1-chome Minami 1-chome, Maehara 1-chome	
	Naka-machi	Chuo 1/2-chome, Ginza 1/2-chome	
	Teruwaka-cho	Chuo 1/2-chome, Wakaizumi 1/2/3-chome	First Wednesday
	Moto-machi	Wakaizumi 1-chome, Chuo 1/2-chome Ginza 1/2/3-chome, Honjo 1/2/3/4-chome	
	Minamimoto-	Ekinan 1/2-chome, Keyaki 1-chome, Kenpuku 2/3-chome	
	Shichiken-cho	Ginza 1/3-chome, Minami 1/2-chome, Ekinan 1-chome, Kenpuku 1-chome	
	Suehiro-cho	Minami 2-chome, Kashiwa 2-chome, Ekinan 1-chome Kenpuku 1/2/3/4/5-chome, Midori 1/2-chome	Second Wednesday
	Dai-machi	Honjo 1/2/3/4-chome, Higashidai 2/3/4/5-chome Hinode 3/4-chome	
	Suwa-cho	Higashidai 2-chome, Hinode 2/3/4-chome, Kotobuki 2/3- chome	
	Asahi-cho	Honjo 2-chome, Higashidai 1-chome, Hinode 1-chome Kotobuki 1-chome, Ekinan 2-chome, Asahi-cho 1/2/3-	
Fujita	Unomori (A part of Kotobuki 3-chome included), Hojido Mokusai, Kowaze, Miyado, Hotta, Takise		First Wednesday
Nitte	Nitte, Shimonitte, Kuguu, Tanaka, Kaminitte		
Asahi	Miyakojima, Sannodo, Numawada, Arai, Sanyu, Sugiyama, Ojima- Shimonodo (Shimonodo ○ ○ -banchi, Shimonodo 1/2/3-chome, A part of Mannenji 1-chome Mannenji (Mannenji 1/2/3-chome, Ojima ○ ○ -banchi, A part of Shimonodo 3-chome		Second Wednesday
	Ojima	Ojima ○○-banchi, A part of Chiyoda 2-chome included Ojima 1/2/3/4/5/6-chome (except Ojima-keneijutaku)	
	Ojimaminami	Ojimaminami 1/2/3/4-chome	
Kitaizumi	Honden (Kitabori, Wasedanomori 5-chome), Shindenhara (Kitabori, Wasedanomori Shikinosato (Shikinosato 1/2/3-chome), Kurizaki (Kurizaki, Wasedanomori 5- Nishiikakko (Nishiikakko○○-banchi, Ikakko 1/2/3-chome), Higashiikakko Kugezuka (Kitabori, Wasedanomori 1/2/3-chome) Higashitomida (Higashitomida, Wasedanomori 1-chome)		Second Wednesday
	Keyaki	Keyaki 1/2/3-chome, Midori 1-chome	
	Akebono	Kashiwa 1/2-chome, Sakae 2/3-chome, Kenpuku 5-chome, Midori 2/3-chome	
	Nishitomida	Sakae 1/2/3-chome, Midori 3-chome, Nishitomida	
	Shihoden, Higashiimai, Nishiimai, Kyoei		First Wednesday

◆ Kodama area (Put it out to the collection point by **8 : 00 am**)

	Collection area (by residents' association) Residents' association name (bold) / residential address (fine)	Spray can
Kodama	Nagahama-machi, Kaji-cho, (Kodama-cho Hachimanyama) Kami-cho, Naka-machi, Shimo-machi (Kodama-cho Kodama)	Forth Wednesday
	Ara-machi, Renjaku-cho, Moto-machi (Kodama-cho Kodama, Kodama-cho Kodamaminami 1/2/3/4- chome)	
Kanaya	Daiichi Kanaya (Kodama-cho Kanaya, Kodama-cho Kodama, Kodama-cho Kodamaminami Daini Kanaya, Daisan Kanaya, Nagaoki (Kodama-cho Nagaoki, Kodama-cho Takayanagi, Iigura, Miyauchi, Shioya, Hokino, Tabata	Second Wednesday
	Akiyama, futo, (Kodama-cho Akiyama) Higashikodaira, Nishikodaira (Kodama-cho Kodaira)	
Motoizumi	Odakami, Odanaka, Odashimo (Kodama-cho Oda) Kochi, Inazawa, Genda	
Kyowa	Hirugawa, Shimomashimo, Kodama-cho Kyoei, Kamimashimo, Iriazami, Shimoazami, Takazeki	Forth Wednesday