

How to sort and dispose of household garbage

Created on April 1, 2025

For the latest information, please check the city's website or the garbage sorting app.

Contact information

○Environmental Promotion Department (4th floor, Honjo City Hall) ☎0495-25-1172
○Branch Office's Environmental Industry Department (2nd floor, Kodama General Branch Office) ☎0495-72-1334

Rules for disposing of garbage



1 Follow the specified sorting method

- Make sure to check how to sort and dispose of each type of garbage before putting them out.

2 Combustibles and non-combustibles must be put in designated bags.

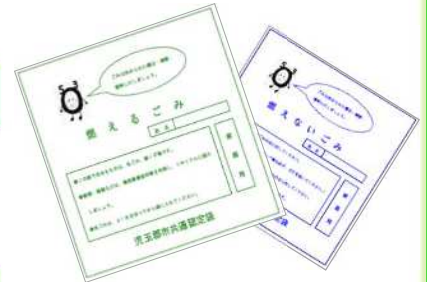
- Please make sure to put **combustibles and non-combustibles** in the "Kodama-gunshi's designated garbage bags." Designated bags are sold at supermarkets, etc.

3 Put out garbage by the designated time on the collection day

- In the Honjo area, garbage must be put out by 8:30 a.m., and in the Kodama area, by 8:00 a.m. Garbage is collected even on public holidays.

4 Put out garbage at the designated collection stations

- Please take garbage to the collection stations designated by your neighborhood association, apartment, etc.
- Collection stations must be managed by users. Please keep them clean and do not disturb passersby or neighbors.



We have compiled a list of frequently asked questions.



Things to remember about collections

- The order of garbage collection may change depending on the amount of garbage, weather and traffic conditions.
- Garbage is usually collected by 4 p.m.
- If garbage collection is suspended during Year-end and New Year holidays or other occasions, it will be announced on the city's website or in the city's newsletter Honjo.

The convenient "Kodama-gunshi Garbage Sorting App" is now available for free!

The garbage sorting app contains useful features and a variety of information about garbage as follows.

This app can be downloaded for free, so please feel free to use it.

Main features of the app

- Garbage sorting dictionary...You can check how to sort and put out garbage, and points to note.
- How to put out garbage...You can check how to put out garbage according to its type.
- Calendar...You can check weekly and monthly collection days.
- Alert settings...You will be notified of collection days at specified time, either on one day before or on the day.
- Frequently asked questions...You can check frequently asked questions in a Q&A format.

How to download the app

Download the app from your smartphone or tablet device using one of the following methods:

1. Scan the QR code below.
2. Search for "Kodama-gunshi Garbage Sorting App" in the "App Store" or "Google Play."

▼For iOS devices



▼For Android devices



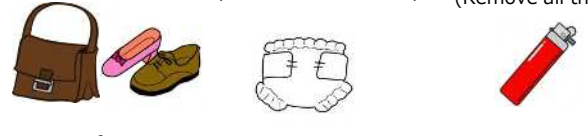


○Garbage that can be put out at collection stations (twice a week for combustibles, twice a month for incombustibles, six times per year for hazardous wastes, once a month for spray cans)


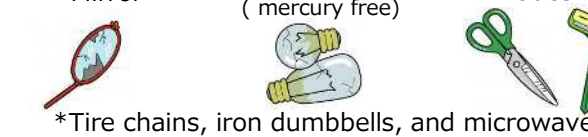
《Please refer to page 6 for collection dates.》

[Caution]: The garbage that is too large to fit in the designated garbage bags is categorized as bulky waste. (See page 5)


- Fire extinguishers, gas cylinders, automobile and motorcycle tires, batteries, concrete blocks, and chemicals will not be collected. (See page 8, "Garbage that will not be accepted by the Koyamagawa Clean Center.")
- For TVs, air conditioners, washing machines, refrigerators, PCs, etc., see page 4.


(Combustibles) ①	Main items (example)	Disposal methods
	<p>Food scraps Wastepaper (non-recyclable) Clothes Garden waste (branches, weeds, etc.)</p>  <p>Plastic packaging Plastic products Vinyl and rubber products</p>  <p>Lether product Paper diaper (Flush feces down the toilet.) Disposable lighter (Remove all the gas.)</p>  <p>Styrofoam, refrigerant, disposable thermal pads, desiccants</p>	<p>• Please put your garbage in the Kodama-gunshi designated bags. Garbage not in the designated bag will not be collected.</p> <p>• Before disposing of liquid, please let it be absorbed into paper or cloth.</p> <p>• Drain off excess water from wet garbage before disposing of them.</p> <p>• Please remove the soil from branches, weeds, etc., and dry them well before putting them in the designated bags.</p> <ul style="list-style-type: none"> ● Length of wood: Cut to a length that will fit into a designated bag. ● Thickness of wood: Split any wood that is 25cm or more in diameter. If the wood does not fit into a designated bag, dispose of it as "bulky waste."



(Incombustibles) ②	Main items (example)	Disposal methods
	<p>Metal products (pots, pans, etc.) Glasses, etc. Tableware, ceramics (excluding recyclable materials)</p>  <p>Mirror Light bulbs (mercury free) Blades</p>  <p>*Tire chains, iron dumbbells, and microwave ovens must be disposed of as "bulky waste."</p>	<p>• Please put your garbage in Kodama-gunshi designated bags. Garbage not in the designated bags will not be collected.</p> <p>• Blades must be wrapped in paper to ensure that the blades' edges do not stick out.</p> <p>• Small-sized chargeable batteries and items with non-removable small-sized chargeable batteries are hazardous wastes.</p> <p>• Food cans, glass bottles are "recyclable"</p>













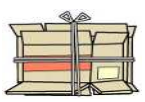



③ Hazardous waste	Main items (example)	Disposal methods
	<p>Battery cells Small-sized chargeable batteries and items with non-removable rechargeable batteries Items containing mercury (fluorescent tubes, thermometers, etc.)</p>  <p>(e-cigarettes, electric shavers, etc.)</p>	<p>• There are no designated garbage bags for hazardous wastes. Please use transparent or translucent bags so that the content can be seen through.</p> <p>• Fluorescent tubes and thermometers must be put in a box used at the time of purchase or wrapped in paper before being put in bags so that they would not break.</p> <p>• For small-sized chargeable batteries or items with non-removable small-sized chargeable batteries, the terminals must be insulated with tape.</p>

④ Spray cans	Main items (example)	Disposal methods
	<p>• Spray cans • Gas cylinders</p>  <p>Use up the content !</p>	<p>• After completely emptying the cans, without piercing them, put it in a transparent or translucent bag so that the content is visible.</p> <p>• Plastic caps should be disposed of as "combustible waste" and metal caps as "non-combustible waste." If the cap is difficult to remove, please dispose of the can or cylinder as it is.</p>

[Note]

- In some areas, collection stations for recyclable materials may differ from collection stations for combustible waste, etc. Please check the garbage sorting app or with your neighborhood association
- A collection containers will be distributed on the day before collection, so please sort and put your recyclable materials in them. There are no cardboard collection containers.
- Please be sure to bring back the bags you used to carry recyclable materials to the collection station.

⑤Recyclables	Class	Main items (examples)	Disposal methods	Collection container	Notes
	Plastic bottles	 Items marked with this symbol. Beverages, alcohols, soy sauce, etc. 	<ul style="list-style-type: none"> • Remove the cap and label. • Rinse the inside. • Dispose of it without crushing. 		<ul style="list-style-type: none"> • Stained bottles are "combustible waste." • Caps and labels are "combustible waste".
	Food and beverage cans	Drink and food cans and lids  <ul style="list-style-type: none"> • Beverage cans • Food cans • Formula cans • Snack cans • Pet food cans • Canned food lids 	<ul style="list-style-type: none"> • Remove the cap and lid. • Remove all contents and rinse the inside with water. • Please put them out without crushing them. ○Metal caps and lids can be put out in the same container. 		<ul style="list-style-type: none"> • Rusty or very stained items should be disposed of as "incombustible waste." • Non-food cans do not fall into this category. • If larger than a 1.8L, the food cans do not fall under this category.
	Bottles	Beer bottles 1.8L sake bottles 	<ul style="list-style-type: none"> • Remove the cap and lid. • Empty all contents and rinse with water. • When placing items in a container, lay them on their side, not upright. 		<ul style="list-style-type: none"> • Broken bottles and bottles that are very stained are "incombustible waste." • Plastic caps and lids are "combustible waste". • Metal caps and lids are categorized into "food and beverage cans".
		Bottles other than "refillable" bottles *Excluding cosmetic and medicine containers • Wine bottles • Shochu bottles • Jam jars, etc. 			
	Cardboard	Cardboard boxes, cardboard packaging materials, etc. 	<ul style="list-style-type: none"> • Remove personal information and adhesive tapes. • Flatten the boxes and use string to tie them together. • Please lay it between other recyclable waste collection containers. 	None	<ul style="list-style-type: none"> • In the event of rain or stormy weather, please put it out on the next collection day. • Do not put items in cardboard boxes for disposal; always flatten cardboard boxes and tie them up. • Items coated with wax or other substances or that are very stained should be disposed of as "combustible waste."

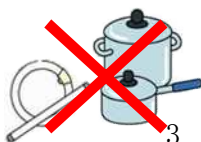
○Collection stations for recyclable materials

◆You can put in recyclable materials at any time during opening hours at the locations listed below.

Collection stations	Honjo area										Kodama area		
	Honjo City Hall	Hanpon Plaza	Honjo Community Center	Honjo East Community Center	Honjo West Community Center	Honjo South Community Center	Fujita Community Center	Nitte Community Center	Asahi Community Center	Kizakuni Community Center	Aspire Kodama	Seldy	West of Kodama Elementary School
Collection items													
Plastic bottles	○	○	○	○	○	○	○	○	○	○	○	○	○
Food and beverage cans	○	○	○	○	○	○	○	○	○	○	○	○	○
Bottles	○		○	○	○	○	○	○	○	○	○	○	○
Milk cartons	○	○	○	○	○	○	○	○	○	○	○	○	○
Used cooking oil			○	○	○	○	○	○	○	○	○	○	○
Dry cell batteries	○		○	○	○	○	○	○	○	○	○	○	○
Spray cans	○		○	○	○	○	○	○	○	○	○	○	○
Paper	○										○		

【Caution】

- Opening hours vary by facility.
- Non-combustibles (pots, frying pans, tableware, etc.) and fluorescent lamps are not collected.



【Disposal methods】

- Plastic bottles, food and beverage cans, and bottles
 - Please dispose of them in the same manner as above.
- Milk cartons
 - Wash, open, and dry thoroughly before disposal.
 - If they are aluminum-coated inside, dispose of them as "combustible waste."
- Used cooking oil
 - **Only vegetable oils are collected.** Animal fats, mineral oils, etc. cannot be disposed of.
 - Put the waste in an empty plastic bottle, close the cap tightly, and then place it in the collection box.
- Dry cell batteries
 - Take them out of the bag and place them in the container.
 - Rechargeable batteries are not collected.
- Spray cans
 - After completely emptying the cans, dispose of them without piercing them.
- Paper
 - Newspapers, magazines, cardboard boxes, and miscellaneous paper will be collected.
 - Please tie up items with string by its category.
 - Please put miscellaneous paper in a paper bag that is not plastic-coated.

○Group collection for recyclable materials



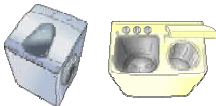

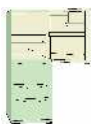

Please cooperate with resource collections by groups such as PTAs, children's groups, and neighborhood associations.
The annual schedule is posted on **the city's website**. **Collection items vary by groups**, so please contact each group for



Type	Main items (examples)	Disposal methods
Paper	Newspapers, magazines, cardboard, miscellaneous paper, milk cartons	Bind items with string or put in a paper bag. Rinse and cut open milk cartons.
Fabric	Clothing	Wash and put them in a bag before disposal.
Metals	Beverage cans	Rinse with water and then put out.

○Specified household appliances (Recycling is mandatory under the Home Appliance Recycling Law.)

For details, please contact the Home Appliance Recycling Ticket Center. (URL: <http://www.rkc.aeha.or.jp> Telephone: 0120-319640)

Applicable products	Televisions (CRT, LCD, Plasma, OLED)	Air conditioners	Washing machines	Clothes dryers	Refrigerators	Freezers
						
	Put out waste at designated collection station by yourself			Request the city (request collection for bulky wastes)		
	<ul style="list-style-type: none">• Purchase a recycling ticket at a post office or Japan Post Bank and take it to a designated collection station. If you bring it by yourself, the transportation fee will not be charged. <Designated pick-up location>Seino Transportation Co., Ltd. Honjo Branch (Tel: 0495-21-3311)<input type="checkbox"/>Location: 166-1 Unomori, Honjo City<input type="checkbox"/>Reception days: Monday through Saturday (occasionally closed on Saturdays)<input type="checkbox"/>Closed: Every Sunday and public holiday<input type="checkbox"/>Reception hours: 9:00am - 12:00pm/1:00pm - 5:00pm			<ul style="list-style-type: none">• Purchase a recycling ticket at a post office or Japan Post Bank and take the ticket to the Environmental Promotion Division (4th floor of Honjo City Hall) or the Branch Office Environmental Industry Division (2nd floor of Kodama General Branch Office). (You can not apply by phone or online.)• The transportation fee varies depending on the weight. Please check the fee before an application. 500 yen is charged for up to 10 kg, and 50 yen is added per 1 kg exceeding the weight. If you are not sure about the weight, please check the manufacturer, model number, and dimensions (height, width, depth) before the application.• The collection dates and application deadlines are the same as those for bulky waste collection (see page 5).		
	Other methods (As for fees, please directly contact a service provider.)					
<ul style="list-style-type: none">• Request the licensed collection agent of specific household appliances designated by Honjo City, among licensed general waste collection and transportation agents.(For a list of licensed agents, please check the city website using the QR code at the bottom of page 5.)• Ask the retailer where you purchased the item to pick it up. • Ask the store where you purchase a new product.						

○Used small electronic devices (small-sized home appliances)

Applicable devices	Telephones (landline, mobile, PHS)	Cameras (digital, video, etc.)	PCs (laptop, desktop, etc.)	Hair dryers	Other electric devices
					<ul style="list-style-type: none"> • Remote controllers • Video players • Electronic thermometers • Music players • Electrical cords, etc.
Collection method	We have signed a partnership agreement with Renet Japan Recycle Co., Ltd., a nationally certified business, which provides paid collection services via courier.				
	Collection method	Apply to Renet Japan Recycle Co., Ltd. online, and a delivery company will come to your home to collect the item on the date and time of your choice.			
	Notes	<ul style="list-style-type: none"> • The total size of the box (length, width, height) must be 140cm or less, and the weight must be 20kg or less. • One box will be collected free of charge per collection, including a computer unit. (There will be an additional fee for the collection of a CRT monitor and deleting data from a computer.) • For collection fees and detailed information, please check the website of Linet Japan Recycle Co., Ltd. URL https://www.renet.jp/ 			
	Collection at counter	Those which can go through the slot of collection box (30cm x 15cm) <ul style="list-style-type: none"> • They are collected at the counter of the Environmental Promotion Division (4th floor of Honjo City Hall) or the Branch Office Environmental Industry Division (2nd floor of Kodama General Branch Office). • For items that do not go through the drop-off slot, please use collection services via courier, or biannual event collection (approx.). • As for a computer with "PC recycle mark", you can dispose of it by requesting the manufacturer. 			
		[Notes] <ul style="list-style-type: none"> • Be sure to delete personal data in cell phones or PCs in your responsibility. In addition, small appliances that are kept in storage cannot be returned. • Limited to those used in households (those used in offices are not applicable) • Remove batteries and chargeable batteries. 			

Main items (example)	Chairs, sofas	Tables	Branches	Beds	Futon mats, comforter	Chest of drawers	Bicycles																																															
Reuse	<p>"Reuse" means using an item that someone used before but no longer needed it. If it is still usable, there may be someone around you who needs it. There are various ways to reuse the item, so please think about this before disposing of it as garbage. For more information, please visit the city's website using the QR code on the right.</p>																																																					
Disposal methods	Self-delivery	<p>Please bring garbage directly to the waste disposal plant (Koyamagawa Clean Center).</p> <ul style="list-style-type: none">• Cut branches to the lengths of 1m or less and split any of those which are 25cm or more in diameter.• Please see page 8 for details regarding self-delivery, such as fees and delivery times.																																																				
	Request collection (up to five items per time)	Application method	Counter	Telephone		online application																																																
			(except on Saturdays, Sundays, national holidays, and Year-end and New Year holidays.)																																																			
		Environmental Promotion Division (Fourth floor of city hall) or Branch Office Environmental Industry Division (Kodama General Branch Office, 2nd floor)	Honjo area: Environmental Promotion Division (0495-25-1172) Kodama area: Branch Office Environmental Industry Division (0495-72-1334) On Monday or Tuesday before the collection day, a contractor will stop by your house to collect the fee. Please note that the date and time cannot be specified.		Honjo city's online point of contact																																																	
					Search for "bulky garbage" on the application window.																																																	
		Collection date	Honjo area: every Wednesday / Kodama area: the second and fourth Wednesday of every month																																																			
		Deadline	Friday of the week before the collection date		Friday two weeks before the collection date																																																	
		How to throw away garbage	After payment, a bulky waste sticker will be provided to you. Please write your name and other information on it and attach it to the bulky waste.		After application, fill in the bulky waste sticker that will be sent to you by post, and attach it to the bulky waste.																																																	
			On collection dates, please put out your garbage in a parking lot, yard, or other accessible location by <u>8:30 a.m. in Honjo area</u> and <u>8:00 a.m. in Kodama area</u> .																																																			
	Cautions	<ul style="list-style-type: none">• <u>Garbage can not be carried out from buildings.</u>• In principle, refunds will not be made in the event of cancellation by the applicant.																																																				
	<p>◆List of fees (This is part of fee list. Please contact us for those not listed in the table below.)</p> <table><tr><th>Item</th><th>Fee</th><th>Item</th><th>Fee</th></tr><tr><td>Carpet, etc.(per Tatami mat)</td><td>200 yen</td><td>Futon mattress</td><td>200 yen</td></tr><tr><td>Bicycle (above 20 inches)</td><td>400 yen</td><td>Fan heater</td><td>200 yen</td></tr><tr><td>(20 inches or less)</td><td>200 yen</td><td>Microwave</td><td>300 yen</td></tr><tr><td>Sofa (for one person)</td><td>500 yen</td><td>Chair</td><td>300 yen</td></tr><tr><td>(for two people or more)</td><td>800 yen</td><td>Bed (small double or larger)</td><td>500 yen</td></tr><tr><td>Chest of drawers, etc. (height of 90cm or more)</td><td>1,000 yen</td><td>(Single)</td><td>300 yen</td></tr><tr><td>(Height of less than 90cm)</td><td>500 yen</td><td>Matless (without springs)</td><td>100 yen</td></tr><tr><td>Table (the longest part's length is 90cm or more)</td><td>300 yen</td><td>(with springs)</td><td>500 yen</td></tr><tr><td>(Less than 90cm)</td><td>200 yen</td><td>Branches (Bundled together with a length of 1m or less and a diameter of 25cm or less)</td><td>100 yen</td></tr><tr><td>Bookcases and cupboards (height of 90cm or more)</td><td>700 yen</td><td>Lighting fixtures</td><td>200 yen</td></tr><tr><td>(Height of less than 90cm)</td><td>300 yen</td><td></td><td></td></tr></table>						Item	Fee	Item	Fee	Carpet, etc.(per Tatami mat)	200 yen	Futon mattress	200 yen	Bicycle (above 20 inches)	400 yen	Fan heater	200 yen	(20 inches or less)	200 yen	Microwave	300 yen	Sofa (for one person)	500 yen	Chair	300 yen	(for two people or more)	800 yen	Bed (small double or larger)	500 yen	Chest of drawers, etc. (height of 90cm or more)	1,000 yen	(Single)	300 yen	(Height of less than 90cm)	500 yen	Matless (without springs)	100 yen	Table (the longest part's length is 90cm or more)	300 yen	(with springs)	500 yen	(Less than 90cm)	200 yen	Branches (Bundled together with a length of 1m or less and a diameter of 25cm or less)	100 yen	Bookcases and cupboards (height of 90cm or more)	700 yen	Lighting fixtures	200 yen	(Height of less than 90cm)	300 yen		
Item	Fee	Item	Fee																																																			
Carpet, etc.(per Tatami mat)	200 yen	Futon mattress	200 yen																																																			
Bicycle (above 20 inches)	400 yen	Fan heater	200 yen																																																			
(20 inches or less)	200 yen	Microwave	300 yen																																																			
Sofa (for one person)	500 yen	Chair	300 yen																																																			
(for two people or more)	800 yen	Bed (small double or larger)	500 yen																																																			
Chest of drawers, etc. (height of 90cm or more)	1,000 yen	(Single)	300 yen																																																			
(Height of less than 90cm)	500 yen	Matless (without springs)	100 yen																																																			
Table (the longest part's length is 90cm or more)	300 yen	(with springs)	500 yen																																																			
(Less than 90cm)	200 yen	Branches (Bundled together with a length of 1m or less and a diameter of 25cm or less)	100 yen																																																			
Bookcases and cupboards (height of 90cm or more)	700 yen	Lighting fixtures	200 yen																																																			
(Height of less than 90cm)	300 yen																																																					
Request to a licensed company	<p>Please request collection from a licensed general waste collection and transportation company in Honjo City.</p> <p>You can find a list of licensed companies and confirm <u>whether they can collect waste from buildings</u> on the city's website.</p> <p>For inquiries about fees and collection methods or applications, please contact the licensed companies directly.</p>																																																					

Collection days (Please note that collection areas are categorized by neighborhood association, not by address.)

◆Honjo area (Please put out garbage at the collection point **by 8:30 a.m.**)

① through ④ are put out at the same collection point./ In some areas, ⑤ may need to be put out at another collection point.

	Collection area (by neighborhood association) Neighborhood Association Name (bold)/Address (thin)		①Combustibles	②Incombustibles	③Hazardous waste	④Spray cans	⑤Recyclables	
Honjo	Miyamotocho	1, 2, 3, 4-chome, Chiyoda; 2-chome, Minami 1, 2-chome, Maehara; 1-chome, Kashiwa; 1, 2-chome, Sakae	Monday, Thursday	First and third Wednesday	<Odd- numbered months> Fourth Wednesday	Second Wednesday	First Tuesday	
	Izumicho	1, 4-chome, Chiyoda; 3-chome, Chuo; 1-chome, Maehara						
	Kamimachi	1-chome, Chiyoda; 1, 3-chome, Chuo; 1-chome, Ginza 1-chome, Minami; 1-chome, Maehara						
	Nakamachi	1, 2-chome, Chuo; 1, 2-chome, Ginza						
	Teruwakacho	1, 2-chome, Chuo; 1, 2, 3-chome, Wakaizumi		Second and fourth Wednesday	<Odd- numbered months> Third Wednesday	First Wednesday		
	Motomachi	1-chome, Wakaizumi; 1 and 2-chome, Chuo						
	Minami Motomachi	1, 2, 3-chome, Ginza; 1, 2, 3, 4-chome, Honjo						
	Shichikencho	1-2-chome, Ekinan; 1-chome, Keyaki; 2, 3-chome, Kenpuku						
		1, 3-chome Ginza, 1 ,2-chome, Minami; 1-chome, Ekinan; 1-chome, Kenpuku		Tuesday, Friday	First and third Monday	<Odd- numbered months> Fourth Wednesday	Second Wednesday	Second Tuesday
		Suehirocho	2-chome, Minami; 2-chome, Kashiwa; 1-chome, Ekinan; 1, 2, 3, 4, 5-chome, Kenpuku, 1, 2-chome, Midori					
		Daimachi	1, 2, 3, 4-chome, Honjo; 2, 3, 4, 5-chome, Higashidai; 3, 4-chome, Hinode					
		Suwacho	2-chome, Higashidai; 2, 3, 4-chome, Hinode; 2, 3-chome, Kotobuki					
		Asahicho	2-chome, Honjo; 1-chome, Higashidai; 1-chome, Hinode; 1-chome, Kotobuki; 2-chome, Ekinan; 1, 2, 3-chome, Asahicho					
	Fujita	Unomori (Unomori; 3-chome, Kotobuki), Hojido Mokusai, Kowaze, Miyado, Hotta, Takise		Monday, Thursday	Second and fourth Wednesday	<Odd- numbered months> Third Wednesday	First Wednesday	Third Tuesday
	Nitte	Nitte, ShimoNitte, Kuguu, Tanaka, KamiNitte						Fourth Tuesday
	Asahi	Miyakojima, Sannodo, Numawada, Arai, Mitomo, Sugiyama, Ojimakeneijutaku Shimonodo (○○-banch, 1, 2, 3-chome, Shimonodo; 1-chome, Mannenji; 3-chome, Ojima) Mannenji (1, 2, 3-chome, Mannenji; ○○banchi Ojima ; 3-chome, Shimonodo)			First and third Wednesday			Third Tuesday
Ojima		○○-banchi,Ojima; 2-chome, Chiyoda 1, 2, 3, 4, 5, 6 chome, Ojima (excluding Ojima Prefectural Housing)						
Ojima Minami		1, 2, 3, 4-Chome, Ojima Minami						
Kitaizumi	Honden (Kitabori; 5-chome, Waseda no Mori), Shindenhara (Kitabori; 1, 2, 4, 5-chome, Waseda no Mori) Shiki no Sato (1, 2, 3-chome, Shiki no Sato), Kurizaki (Kurizaki; 5-chome, Waseda no Mori) Nishiikakko (Nishiikakko; 1, 2, 3 Chome, Ikakko), Higashiikakko		Tuesday, Friday	Second and fourth Thursday	<Odd- numbered months> Fourth Wednesday	Second Wednesday	Fourth Tuesday	
	Kugeduka (Kitabori; 1, 2, 3-chome, Waseda no Mori) HigashiTomida (Higashi Tomida; 1-chome, Waseda no Mori)							
	Keyaki	1, 2, and 3-chome, Keyaki; 1-chome, Midori						
	Akebono	1, 2-chome, Kashiwa; 2, 3-chome, Sakae; 5-chome, Kenpuku; 2, 3-chome, Midori						
	Nishi	1, 2, and 3-chome, Sakae; 3-chome, Midori;						
	Tomida	Nishi-Tomida	First and third Monday					
	Shihoden, HigashiImai (Imai), NishiImai (Imai), Kyoei		Monday, Thursday	Second and fourth Wednesday	<Odd-numbered months> Thirld Wednesday	First Wednesday		

◆Kodama area (Please put out garbage at the collection point **by 8:00am.**)

① through ④ are put out at the same collection point./ In some areas, ⑤ may need to be put out at another collection point.

	Collection area (by neighborhood association) Neighborhood Association Name (bold)/Address (thin)	①Combustibles	②Incombustibles	③Hazardous waste	④Spray cans	⑤Recyclables
Kodama	Nagahamacho, Kajicho (kodama-cho, Hachimanyama) Kamicho, Nakamachi, Shimomachi (Kodama-cho, Kodama)	Tuesday, Friday	First and third Wednesday	<Even numbered months> Third Wednesday	Fourth Wednesday	Second and fourth Wednesday
Kanaya	Aramachi, Renjakucho, Motomachi (Kodama, Kodama-cho; 1, 2, 3, 4 chome, Kodama Minami, Kodama-cho)	Monday, Thursday		<Even numbered months> First Wednesday	Second Wednesday	
	Daiichi Kanaya (Kanaya, Kodama-cho; Kodama, Kodama-cho; 1, 2, 3, 4-chome, Kodama-minami, Kodama-cho),Daini Kanaya, Daisan Kanaya, Nagaoki (Nagaoki, Kodama-cho; 1, 2-chome, Kodama-minami, Kodama-cho)					
	Takayanagi, Iigura, Miyauchi, Shioya, Hokino,Tabata.					
Akiyama, Futo (Akiyama, Kodama-cho) Higashi-Kodaira, Nishi-Kodaira (Kodaira, Kodama-cho)						
Motomami	OodaKami, OodaNaka, OodaShimo (Ooda, Kodama-cho) Kochi, Inazawa, Genda					
Kyowa	Hirugawa, Shimomashimo, Kodamacho Kyoei, Kamimashimo, Kitabayashi Iriazami, Shimoazami, Takazeki	Tuesday, Friday		<Even numbered months> Third Wednesday	Fourth Wednesday	



Let's start reducing waste today!



Let's Make Use of Waste Reduction and Recycling Partner Shops!



The city certifies environmentally friendly retail stores as "Waste Reduction and Recycling Partner Shops" that implement measures such as in-store recycling collection of recyclable materials. Why not contribute to recycling while you shop?



*The items collected for recycling vary by store. Please check the website using the QR code on the right.



Let's reduce food waste!

Disposing of edible food is considered "**food loss.**"

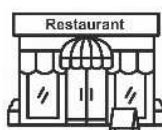
Let's keep in mind to avoid producing food waste by adopting the following measures.

● When eating at home...



1. Don't buy too much
2. Don't cook too much
3. Use up ingredients

● When eating out...



1. Order the amount of food that you can eat.
2. Take your time to enjoy your meal.



Let's drain the water from the food scraps!



Food scraps contain a lot of water. If you throw them away immediately into garbage, it will be heavy, making it difficult to take out trash, and it will also cause odors. By using a draining bag or drying them in the sun, you can reduce the weight of garbage!

The colander bags, which were jointly developed with Cainz Co., Ltd., is also available in stores.



Give it a try! Cardboard composting!

In a cardboard box, food scraps can be fermented and decomposed by microorganisms and turned into compost. Just add vegetable and fruit peels and leftover food, mix every day, and before you know it, they will be decomposed and disappear! The necessary base materials (**peat moss, rice husk ash**) can be purchased at home centers. It's fun to watch how it works. Give it a try♪

Check here for an easy-to-understand video, showing materials, how to make it and how to use it!



Let's get involved in reducing food waste!

Learn more/



Food scraps cannot be separated from our daily lives. If they are disposed of while still wet, **the collection sites will be messy, transportation costs will increase, and incineration efficiency will be lowered.** And it is we who have to face waste issues. Why don't we reconsider our lifestyle to save our future?

○ Bring the garbage to the Koyamagawa Clean Center operated by Kodama-gunshi Wide Municipal Area Association (paid service)

Koyamagawa Clean Center (waste treatment facility) operated by Kodama-gunshi Wide Municipal Area Association

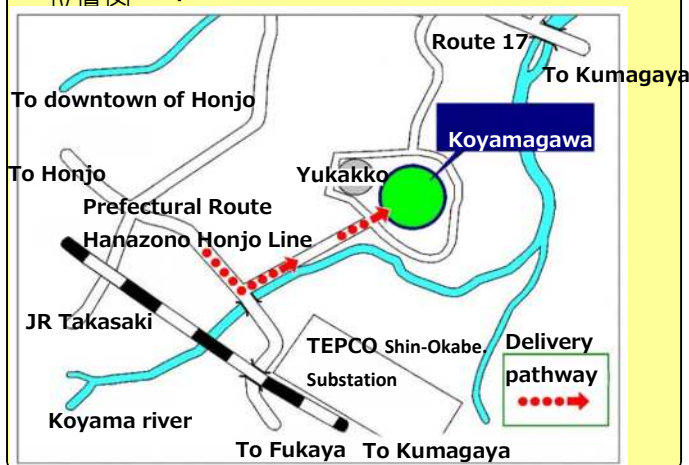
Carry-in date ... Monday through Friday
(can also be carried in during Public holidays)
(except Year-end and New Year holidays)

Carry-in time ... 8:40am-12:00 noon
1:00pm- 4:30pm

Fee ... (household garbage) 40 yen per 10kg
If it is less than 10kg, it will be considered as 10kg.

Address: 151-1 Higashiikakko, Honjo City
Telephone number: 0495-22-8200

位置図 Map



◆ Cautions when carry in

• No registration is required at the Environmental Promotion Division or the Branch Office Environmental Industry Division counter.

• Identification, with proof of address, such as driver's license, needs to be presented at reception

• **As a general rule, you cannot bring in other people's waste.**

• In the case of special circumstances such as natural disasters, you can apply for a fee reduction or exemption. Please contact the Environmental Promotion Division for more information.

◆ Carry in procedure

1. Weigh the garbage with the vehicle transporting it at the reception.

2. Move to the specified area and unload the garbage from the vehicle yourself.



3. Weigh the vehicle at reception and pay the fee.



Scan this code to access the Koyamagawa Clean Center Website.

○ Garbage that cannot be accepted at Koyamagawa clean center (the city will not collect them)

◆ Garbage that cannot be accepted (example)

• Industrial wastes

(Plastic and metal waste from offices, agricultural equipment, electric appliances, office furniture, etc.)

• Automobiles, motorcycles (Main bodies and parts, such as tires)

• Concrete blocks, bricks, mud, gravel

• Others (fire extinguishers, gas cylinders, pianos, pesticides, etc.)

The garbage that cannot be accepted by the center must be disposed of by using one of the following methods. For the details on fees, etc., please directly contact the service provider.

1. Ask the place of purchase or replacement.

2. Ask a recycling company.

3. Contact a waste disposal company licenced by the city.
For information about contractors, please check the city's website using the QR code at the bottom of page 5.

○ To all business owners (Waste generated as a result of business activities)

Laws and regulations require businesses to take responsibility for reducing and recycling their commercial wastes, as well as disposing of them appropriately.

Disposal methods for general wastes from business activities (wood chips, paper, etc.)

1. Bring this type of garbage to the Koyamagawa clean center by yourself.
Fee: 200 yen per 10kg

2. Request to the licensed general waste collection company in Honjo city to collect the garbage. For collection details, please contact the companies.

Please see the guidebook for general wastes from business activities, which is posted on the city's website



Disposal methods for industrial wastes (plastic and metal wastes)

How to dispose of "industrial wastes" differs from the method above. For details, contact Saitama prefecture.
For inquiries, please contact: Industrial Waste Guidance Division, Saitama Prefecture 048-830-3125